VOOKS®

THANK YOU EDUCATORS!

Ready–To–Go Resources for Teachers, Substitutes, and Classroom Assistants

WEEKLY TEACHER SUPPORT KIT



THIS WEEK'S TOPIC

BLACK HISTORY MONTH (PART 1)

WRITING | RESEARCH | COLORING | CRAFTS | MORE

Coloring Sheet



Thought Bubble



Goes with *Ronnie and His Grit*

Ronnie had a lot of grit to overcome challenges that he faced. He had an inner voice that encouraged him, “Don’t ever quit!” What are some things that your inner voice tells you to overcome challenges? Use the thought bubble to write them down.

Materials

- Thought bubble template
- Scissors
- Glue
- Craft stick
- Cardboard (optional)

Instructions

1. Use the thought bubble template on the next page to write down your encouraging inner voice quote.
2. Cut out the thought bubble. To make the thought bubble sturdier, trace it on a piece of cardboard and glue it on top.
3. Glue the craft stick to the back of the thought bubble.
4. Now hold your thought bubble up to share your thoughts with others.

Share your project with us on social media @vooks

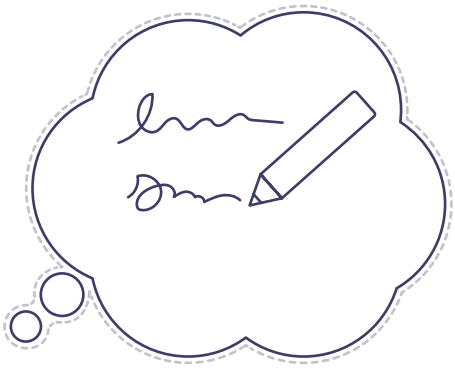

STEP 1



STEP 2



STEP 3

Thought Bubble

Thought bubble template



Drawing and Writing

The Unity Cup is one of the most important symbols in the celebration of Kwanzaa. It represents the unity of family and communtity. Decorate your own unity cup and then explain what unity means to you.



Goes with
Kevin's Kwanzaa

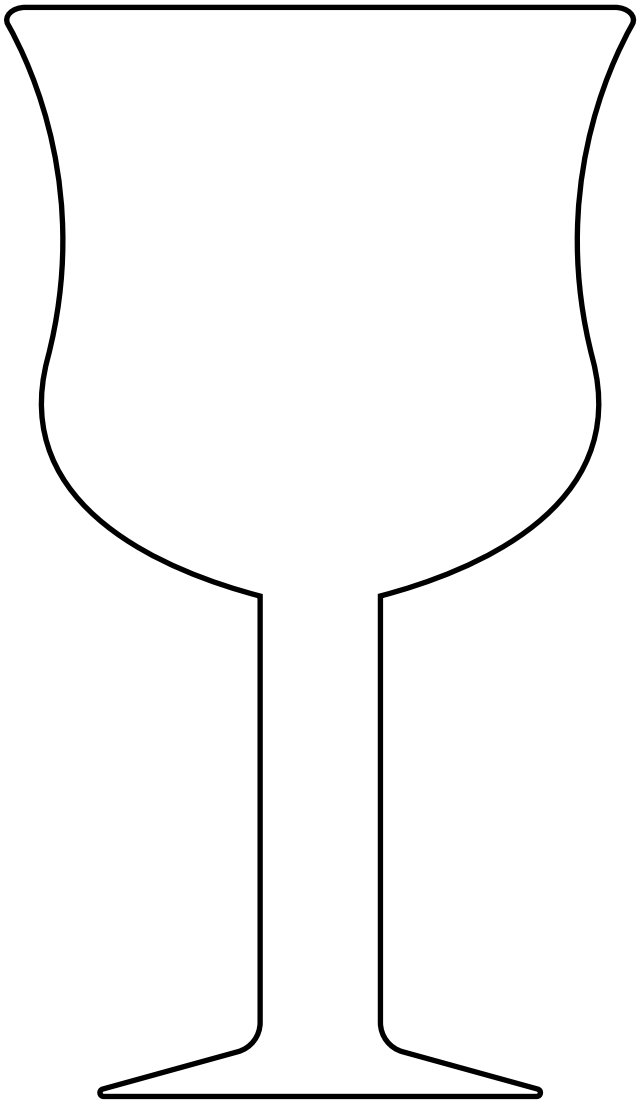

KWL Chart

NAME _____

Make a KWL chart about Kwanzaa.

1. Write down what you already **know** about Kwanzaa.
2. What do you **want** to learn about Kwanzaa.
3. Research to find the answers to your questions and write down what you **learned**.



Goes with
Kevin's Kwanzaa

Topic

Kwanzaa

What I Know	What I Want to Know	What I Learned

Courageous Person

Goes with *Courageous People Who Changed the World*



Draw a picture of your favorite courageous person.

My favorite courageous person is _____.

They fought discrimination by _____

_____.

Writing and Drawing Activity

Goes with *Courageous People Who Changed the World*



Draw yourself as a world changer in the outline and answer the questions below.

One change in the world I would like to see is:

_____

_____

_____

_____

_____.

This is how I will help make that change:

_____

_____

_____

_____

_____

_____

_____.



Circle The Answers

Goes with *The Thing About Bees*



"Some foods won't grow without bees to help them along."
Circle all of the foods that will not grow without the help of bees.


TURTLE


CHERRIES


WATERMELON


HAT


MANGOES


BLUEBERRIES


RASPBERRIES


CHAIR


STRAWBERRIES


APPLES


CARS


AVOCADOS


PENCIL


CUCUMBERS

Fear and Bravery Venn Diagram

Compare and contrast fear and bravery in the Venn diagram below.

Goes with *A Boy Like You*



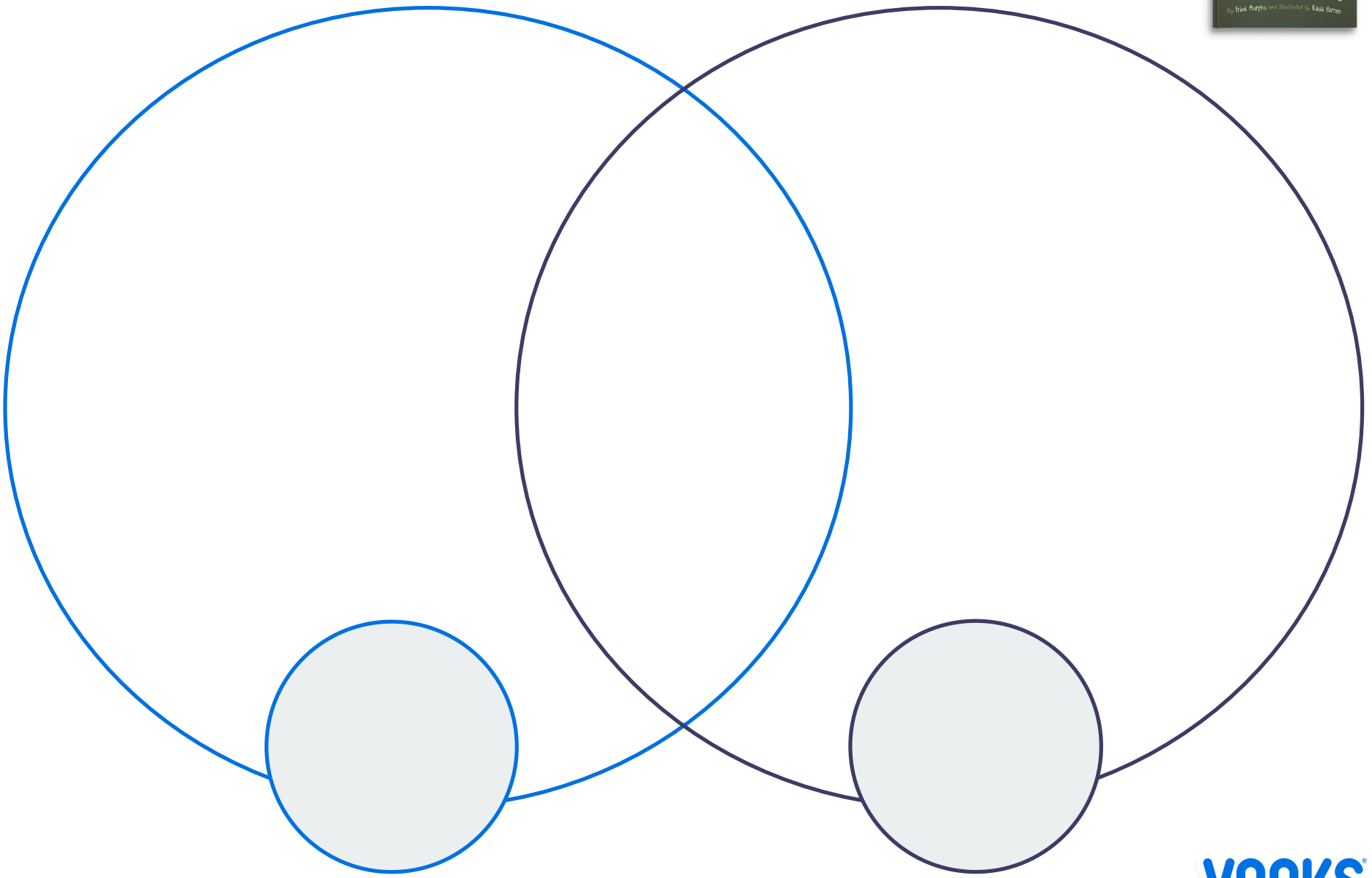

NAME